



Hitachi Construction Machinery EX5600-6

Conversion Kit[®] for Hitachi Construction Machinery Shovel/Excavator EX5600-6



WHAT DOES THIS LOGO MEAN?

After extensive review of the simulation industry, Hitachi Construction Machinery (HCM) entered into an exclusive license agreement with Immersive Technologies in 2007 (Renewed in 2013).

HCM has appointed Immersive Technologies a technical collaboration partner, enabling Immersive Technologies access to proprietary engineering information and HCM product engineers to ensure its simulators are engineered to the highest fidelity and realism.

As part of this agreement HCM exclusively recommend Immersive Technologies' Advanced Equipment Simulators to Hitachi Construction Machinery dealers and mining customers worldwide.

Increase operational safety and productivity while reducing your maintenance spend

Immersive Technologies' Conversion Kit development for the Hitachi Construction Machinery (HCM) EX5600-6 Shovel/Excavator provides the ultimate in training realism for mines focused on increasing operator safety, improving productivity and reducing levels of unscheduled maintenance.

The Conversion Kit includes a complete replica cab of the HCM EX5600-6 Shovel/Excavator, with fully functional controls and instrumentation sourced directly from Hitachi Construction Machinery.

Original Equipment Manufacturer and industry endorsed machine operating procedures are tightly integrated with an extensive learning system within the Advanced Equipment Simulators. This system has been repeatedly demonstrated via evidence collected from within mining operations to provide rapid, correct and effective learning and assessment.

With mining equipment becoming increasingly technically sophisticated, the level of information, experience and organizational competencies required to accurately simulate these machines also increases. Through Immersive Technologies' industry experience and exclusive alliance with HCM, you can be assured your training solution will be the only accurate and true representation of the real machine available.



Accurate operational characteristics using technology and proprietary data licensed from Hitachi Construction Machinery



Conversion Kits utilize genuine Hitachi Construction Machinery cab controls and instrumentation

Simulation Delivering Safety and Productivity

E141 Conversion Kit[®] for Hitachi Construction Machinery Shovels/Excavators

Immersive Technologies' E141 Conversion Kit provides the ultimate in training realism for mines focused on increasing operator safety, improving productivity and reducing levels of unscheduled maintenance.

The Conversion Kit includes a complete replica cab of the Hitachi Construction Machinery (HCM) EX5600-6 shovel/excavator, with fully functional controls and instrumentation sourced directly from Hitachi Construction Machinery.

These include an operational 'Multi-Display Monitor', a powerful tool for machine management that provides operators with information on a wide range of vital machine functions, Information Display Unit (IDU) keypad, dual axis control joysticks and genuine HCM pedals.



Intelligent Multi-Display Monitor



IDU keypad and functional indicators



Simulated radio module and special view controls



Genuine Hitachi Construction Machinery machine controls



Manual fire extinguisher



Bucket and track pedals match real machine cab



Conversion Kit: E141

Released: Nov 2012


NB: Seat & Base not included.



Loading Scenarios



Dumping Scenarios



Spotting Scenarios



CONVERSION KIT® COMPATIBLE WITH
 Advanced Equipment Simulator Advanced Equipment Simulator
PRO3 IM360
 AES Series 2, AES Series 2B

Innovative Simulator Training Software



SimControl
 IMMERSIVE TECHNOLOGIES

Immersive Technologies' SimControl software includes a range of specific Hitachi Construction Machinery EX5600-6 operator errors for recording and measuring incorrect operator behaviours. In addition, the SimControl software includes Hitachi Construction Machinery EX5600-6 events which allow a trainer to initiate machine faults or incidents in order to train and assess operators in responding appropriately. This combination of errors and events provide a mechanism to ensure operators are working at maximum efficiency while minimizing equipment damage. It also ensures operators are able to avoid or respond correctly to hazards and potentially life threatening scenarios.

Operator errors and events include a focus on the following areas:

- Hydraulics Management
- Engine Management
- Maintenance Reduction
- Productivity
- Safe Operating Procedures
- Situational Awareness

Hitachi Construction Machinery Supported Development

Developed together with Hitachi Construction Machinery's Product Engineering, the E141 Conversion Kit combines machine specific technical data licensed to Immersive Technologies by Hitachi Construction Machinery.



With mining equipment becoming increasingly technically sophisticated, the level of information required to accurately simulate the machines also increases. Through Immersive Technologies' exclusive alliance with Hitachi Construction Machinery, you can be assured your product is the most accurate and true representation of the real machine.



Safe Operating Procedures

Environmental Conditions

Simulation Delivering Safety and Productivity

E141 Conversion Kit[®] for Hitachi Construction Machinery Shovels/Excavators

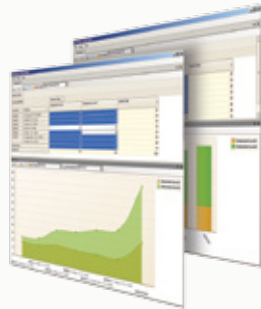


Transforming data to information

SimMetrics™ is a powerful reporting system that helps you review, measure and visualize your simulation data. With an intuitive click-and-drag user interface, you don't need to be a programmer to quickly generate detailed reports on the results of your training.

SimMetrics Benefits:

- Operator and crew benchmarking
- Trending analysis of operator performance
- Early identification of equipment misuse and damage
- Recording of emergency scenario training results
- Enables comparative analysis against site in-pit results.



Support where and when you need it

You purchase the world's best mining simulation to get the job done. Immersive Technologies provides you the support and peace of mind to make sure your simulator achieves this goal.

Our customers receive a range of comprehensive support services:


- 24hr phone support
- Rapid emergency visits
- Scheduled on-site service
- Regular maintenance support
- Hardware and software upgrades
- Extended parts warranty
- Best practice training and community networking.

Contact Immersive Technologies today to discuss which of our five year Customer Support Programs best suits your sites' requirements.

Training Systems Integration for Hitachi Construction Machinery Shovels/Excavators

The success of your simulator training depends largely on the knowledge and application of the technology. Immersive Technologies offers on-site and customized consultation programs to assist mines to rapidly integrate their simulator technology, implement training program best practices and achieve maximum return on investment.

Immersive Technologies application specialists work closely with you to develop a customized Hitachi Construction Machinery shovel/excavator training curriculum, including the development of detailed performance based benchmarks and reporting systems tailored to your site's specific objectives.



Enquiries@ImmersiveTechnologies.com
www.ImmersiveTechnologies.com

© Copyright Immersive Technologies
20140203

IMMERSIVE
TECHNOLOGIES